

Letaka Safaris, Private Bag 206, Maun, Botswana. Tel: +267 6800363 Fax: +267 6800955  
e-mail: [info@letakasafaris.com](mailto:info@letakasafaris.com) website: [www.letakasafaris.com](http://www.letakasafaris.com)

### Routing:

Maun to Kasane

### Access:

Maun

### Accommodation:

Fully serviced en-suite Tented Camping.

### Highlights:

- The Moremi Game Reserve
- Exploring the fringes of the Okavango Delta by boat
- The freedom of the Khwai Concession Area
- Chobe National Park (Central Chobe & Chobe River Front)
- Boat cruise on the Chobe River
- Charter flight over the Okavango Delta

### Itinerary Outline:

#### 3 Nights Letaka Tented Camp - Moremi Game Reserve.

Activity guide: Game drives, Okavango boat cruise

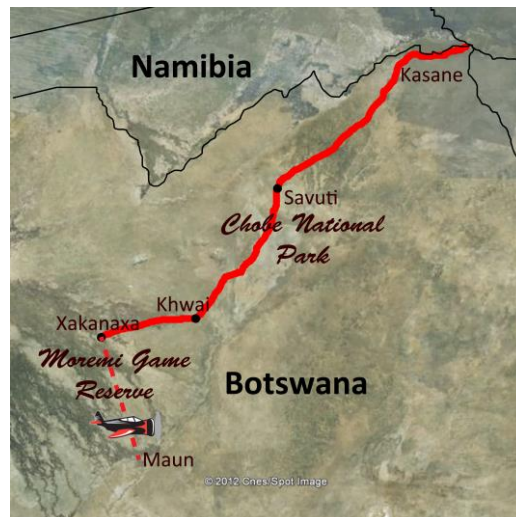
#### 3 Nights Letaka Tented Camp - Khwai Community Area

Activity guide: Game drives, night drives, guided walks

#### 3 Nights Letaka Tented Camp - Chobe National Park

Activity guide: Game drives (Central Chobe), Boat cruise on the Chobe River

**Optional Safari Extensions:** Popular requests include the Makgadikgadi Pans, Kasane and Livingstone. Please email reservations at [info@letakasafaris.com](mailto:info@letakasafaris.com) for further info.



### Your Safari Includes:

- Spacious and comfortable tented accommodation, including beds, bed linen and towels, with a private bathroom en-suite.
- Services of a professional photographic guide, professional photographer, safari chef and camp assistants, complete with a supply vehicle.
- Game drives and local transfers in customised safari vehicles
- Exclusive camping in private campsites within the national parks and reserves
- All entrance and camping fees within the national parks and reserves
- All meals and drinks (mineral water, soft drinks, beer, wine and G&T) whilst in Letaka Tented Camps
- All activities as specified in the itinerary
- 12% Value Added Tax

### Your Safari Excludes:

- Travel Insurance
- All flights unless otherwise indicated

- Items of personal nature
- Camera Equipment
- Staff gratuities
- Optional safari extensions
- Any drinks at lodges or accommodation other than Letaka Tented Camps.

#### **Payment Options:**

20% Deposit to confirm booking. Balance due 6 weeks prior to departure. Payment by bank transfer or credit card (card payments carry 3.5% surcharge).



#### ***What to expect:***

The overriding goals of the workshop (other than you having a good time!) are to teach you about both the technical and compositional aspects of photography which will enable you to perfect those “classic” wildlife portraits, capture interesting animal behaviour and open the door to more advanced techniques such as panning, creative exposures and the use of light. No matter how low (or high) your initial level of proficiency you will leave the trip with a full understanding of exposure, aperture, shutter speed and other technical elements. Even more importantly, by the end of the workshop you will have gained a familiarity with your camera settings, so you will start to adjust them automatically when a certain situation arises in order to create the effect that you desire. This speed of thought is the key to capturing good wildlife images.

We will aim to cover as many techniques as possible during the trip as and when a particular sighting allows it. Often this will mean staying at a sighting longer than on a normal safari, particularly if we feel a change of light or an imminent bout of subject activity will provide a better ultimate image. Although we will obviously ensure we make the most of any big game and predator sightings, we will also focus on capturing birds in flight and the wonders of macro and landscape photography. At night, you will have the opportunity to learn how to photograph the stars. During the whole safari, a maximum of 6 guests ensures individual attention so that each guest can develop their photographic skills to their maximum potential.

All seats in the vehicle are window seats, but we will tend to switch seats regularly to allow everyone to take advantage of different perspectives and to gain the greatest benefit from your photographic tutor.

After lunch each day we are in camp, James will be available for one-on-one tuition or image review sessions. In the evenings, for those who want, we will review people’s photographs as a group, giving you the opportunity to learn from mistakes and to appreciate what make a striking photograph, be it one of yours or one of your fellow photographers. This constant learning process is a vital element to improving your photography. After the ten days, not only will you have a comprehensive grasp of your camera and how to manipulate the settings to capture the image you want, you will also have amassed an impressive portfolio of images with which to wow your friends and decorate your walls.





### **Day 1: Maun to Xakanaxa. Travel Day. 30 minute charter flight\***

After your arrival at Maun International Airport you will be met by Mack Air for your charter flight at approximately 14h00 to the Xakanaxa airstrip in Moremi Game Reserve where you will be met by your guide.

*If you are staying in Maun prior to the safari, please request an airport transfer, Mack Air will liaise with your accommodation the day before to confirm the flight departure time.*

*Alternatively, if you are coming from one of the many safari lodges, you can organize to fly directly into Xakanaxa Airstrip with the lodges preferred charter company although we do request that these flights land only after 12h00 in order for our guide to be there to meet you.*

Our first three nights are spent in the Xakanaxa region where we explore the surrounding wilderness on morning and afternoon game drive excursions as well as a boat cruise

**Wildlife:** From the air only the larger animals are easily seen. These include large breeding herds of African elephant that live in the mopane scrub. On the open plains large herds of buffalo and lechwe can be seen and in the waterways, pods of hippopotamus are a common sight. Once you land in Xakanaxa and board your land cruiser, the smaller game animals can be found.

**Birding:** A good day for raptors with African Hawk-Eagle, Gabar Goshawk, Shikra, Little Sparrowhawk, Dark Chanting Goshawk, Tawny Eagle, Lesser Spotted Eagle\* and Steppe Eagle\* all inhabiting the mopane and adjacent woodlands. Other birds common along this route includes most of Botswana's hornbills including Red-billed, Southern Yellow-billed, African Grey, Bradfield's and the Southern Ground Hornbills. A large number of brood-parasites may also be seen. Diederick Cuckoo\*, Levallant's Cuckoo\*, Jacobin Cuckoo\*, Great-spotted Cuckoo\*, African Cuckoo\*, Common Cuckoo\*, Shaft-tailed Whydah, Pin-tailed Whydah, Eastern Paradise Whydah, Greater Honeyguide, and Lesser Honeyguide.

**Accommodation:** Letaka Tented Camp

**Activities:** Game Drives



### **Days 2 & 3: Xakanaxa Exploration Days - Moremi Game Reserve**

**Habitat:** Moremi lies on the eastern extremity of the Okavango Delta. Habitats here range from wide-open floodplains, marshes, lagoons, papyrus fringed channels, vast stands of *Miscanthus* and *Phragmites*, woodland and savannah. As a result of the extremely variable habitat the diversity of both wildlife and birdlife is excellent.



**Wildlife:** Moremi is amongst the best game reserves in Africa for viewing the endangered African wild dog. Xakanaxa is home to a resident herd of several hundred buffalo whose range covers the territories of at least 4 prides of lion which may often be seen flanking the ever moving herd. Breeding herds of elephant move between their browsing areas in the mopane forests and the fresh water of the Okavango. Red lechwe are one of the more unusual antelope species and commonly found here, while the rare sitatunga antelope may be spotted from our motor boat along the waterways of the Xakanaxa Lagoon.

**Birding:** The swampy areas of Xakanaxa are home to African Rail, Coppery-tailed Coucal, Black Coucal\*, Red-chested Flufftail,

African Crane\*, Black Crane, Chirping Cisticola, Luapula Cisticola, Purple Swampphen, Allen's Gallinule to name but a few. The open waters attract African Skimmer, Saddle-billed Stork, Yellow-billed Stork, Intermediate Egret, Goliath Heron, African Fish Eagle as well as the globally threatened Slaty Egret and Wattled Crane.

**Accommodation:** Letaka Tented Camp

**Activities:** Game Drives and Boating

### **Day 4: Xakanaxa to Khwai / Travel Day / 60km (full day of extended game drive and journey time with picnic lunch between camps)**

Following and early morning breakfast you take a slow drive through Moremi Game Reserve north-east towards the Khwai Community Area.

**Habitat:** The Manuchira Channel is known as the Khwai River at its eastern most extremity. The day's journey follows this water course, with the track weaving from the riverside and floodplains into the mopane veld and the woodlands that make Khwai one of the most scenic areas of the Okavango. We pass the magnificent Dombo Hippo Pools in the morning stopping to enjoy the scenery and the antics of the resident hippo.

**Wildlife:** The western mopane veld is home to mostly breeding herds of elephant whilst the eastern reaches of Khwai is home to some impressive old bulls. The mature bulls revel in the cool waters of the Khwai and are far more

approachable while drinking and bathing than the breeding herds. The river has an unusually high density of hippo as well as some huge crocodile. Leopard, cheetah, serval and lion are common predators along this route and both Xakanaxa as well as Khwai are included in the home ranges of 2 different packs of wild dog. General game includes southern giraffe, Burchell's zebra, tsessebe and red lechwe with roan and sable antelope being less common residents.

**Birding:** In the mopane woodlands African Hawk-Eagle, Tawny Eagle, Gabar Goshawk, Little Sparrowhawk, African Harrier Hawk and Shikra are common raptors. Mixed bird parties move through the canopy and include Red-headed Weaver, Stierling's Wren-Warbler, Scarlet-chested Sunbird, Neddicky, Yellow-breasted Apalis, Chin-spot Batis, Diederik Cuckoo\* to name but a few. The verges of the swamp form breeding grounds for the Rosy-Longclaw, Black Coucal\*, Long-legged Bustard and the African Crake\*

**Accommodation:** Letaka Tented Camp

**Activities:** Game drive and night drive



### ***Days 5 & 6: Khwai Exploration Days.***

The Khwai River forms a boundary between the reserve and the community area. We spend the following two nights camping at an exclusive campsite in the community area, exploring the Khwai floodplains on game drives both during the day and at night. Exploring after dark with spotlights offers you an opportunity to experience some of the nocturnal animals that are rarely encountered during the day.

We will also have the opportunity to explore the surrounding wilderness on foot and enjoy an up close and personal encounter with Botswana's flora and fauna. It is important to note that night drives and guided walks are not permitted within the national parks and reserves. These activities are conducted outside the boundaries of the Moremi Game Reserve in the Khwai community area.

**Habitat:** We spend our time between the dry-land habitats of the lead-wood and camel-thorn woodlands and savannahs and the riverside and marshy back-waters of the Khwai. Time permitting we may visit the lagoons and waterways of Xakanaxa where the largest heronry in southern Africa exists.

**Wildlife:** The Khwai region boasts excellent populations of both bull elephant as well as breeding herds. Lion, leopard, serval and African wildcat are common predators of the region with wild dog and cheetah being less common. Buffalo use this area seasonally with large herds moving in during the summer rains. The swampy areas in the west are home to red lechwe. Other ungulates include tsessebe, blue wildebeest, giraffe, kudu, sable antelope, roan antelope and impala.

**Birding:** Truly one of Botswana birding Mecca's. The western reaches are prime habitat for the uncommon Rosy-throated Longclaw. The entire length of the river is hunting domain for the Bat-Hawk. Other interesting raptors here are Cuckoo Hawk (rare), Long-crested Eagle and Black Sparrowhawk. More commonly Tawny Eagle, Steppe Eagle\*, Lesser-spotted Eagle\*, Martial Eagle, Bateleur and African Hawk-Eagle. The waterways host Africa Rail, African Crake\*, Greater Painted Snipe, Allen's Gallinule\*, Lesser Jacana and Lesser Moorhen\*.

**Accommodation:** Letaka Tented Camp

**Activities:** Game Drive, Walking Safaris (conditions permitting) and Night Drives



### ***Day 7: Khwai to Central Chobe / Travel Day / 100km. (full day of extended game drive and journey time with picnic lunch between camps)***

We head further north en-route to Chobe National Park, where we spend the following three nights camping in an exclusive wilderness campsite in the Central Chobe region, exploring the desert-like landscape of game drives.

**Habitat:** A fascinating days drive looking at some of the evidence of the Paleo-Lake Makgadikgadi that dried up some ten thousand years ago. The most challenging part of the trip is crossing the Magwike Sand-ridge that formed the shoreline for this massive inland sea. The winding track through this deep sand makes for interesting travel in the

early summer! The old lake bed is now the Mababe Depression. The dense clay floor of the depression results in high



protein feed for wildlife and the area teams with game after the rains. During the rain season the depression is impassable due to the "cotton soil" and alternative routes must be used.

**Wildlife:** A day when anything could happen. The range of habitat that is covered encompasses most of the habitat types of northern Botswana. We pass through excellent lion country and some of the best cheetah country that our safari will cover. Elephant occur throughout the drive but are more common at the start and end of the drive where permanent surface water can be found.



**Birding:** The Mababe Depression is a birder's paradise. The nutritious grasses that grow on the rich soils provide excellent seed for an impressive array of estrillids and viduids. Among these are the magnificently coloured Violet-eared Waxbill, Black-cheeked Waxbill, Village Indigobird, Shaft-tailed Whydah and Paradise Whydah. These in turn provide a good food source for small raptors such as the Little Sparrowhawk, Shikra, Gabar Goshawk, Red-necked Falcon and Lanner Falcon. It is not only the small birds that feed on the grass seeds, but rodents too. There are annual outbreaks of huge numbers of rats and mice. As a result huge numbers of Secretary Bird, Tawny

Eagle, Black-shouldered Kite, Steppe Eagle\*, Lesser-spotted Eagle\*, Wahlberg's Eagle\* and Steppe Buzzard\* can be found.

**Accommodation:** Letaka Tented Camp

**Activities:** Morning and Afternoon Game Drives

### ***Days 8 & 9: Central Chobe Exploration Days.***

**Habitat:** Unlike the vast majority of the country, Savuti is not a totally flat landscape. Large outcrops of volcanic rock reach up out of the Kalahari sands, towering over the endless savannah. These hills provide habitat for a completely different array of small wildlife, birds and plants. The Savuti Marsh has been the stage for many of the most dramatic wildlife documentaries in Africa. The wide open country, good ungulate populations and particularly strong prides of lion and hyaena clans make for dramatic wildlife interaction and excellent viewing opportunities. The now dry Savuti Channel runs through this landscape linking the dry sand-veld, the waterholes, the hills and the grassland that was the Savuti Marsh.

**Wildlife:** Undoubtedly it is the interaction between lion and elephant that is the most interesting aspect of Savuti. The area is inhabited by a huge pride of lions with numbers fluctuating from 20-30 members. These remarkable lion have learned over the years how to hunt these massive pachyderms that are supposedly above predation. Launching their attack under darkness and using their numbers, they manage to kill adolescent and even young adult elephant.



The marsh is prime cheetah country and in the wet season it is not unusual to have the wild dog hunting here in Savuti.

**Birding:** The surface water that is pumped by the Government here provides a major attraction for birdlife. In the dry season thousands of dove and sandgrouse come down to drink in the mornings and are under constant surveillance by Yellow-billed Kite\*, Tawny Eagle and African Hawk-Eagle. Red-crested Korhaan are common in the Kalahari Apple-leaf (*Lonchocarpus nelsii*) veld. The marsh is the summer home for good numbers of Caspian Plover\* and Montague's Harrier\* as well as Chestnut-backed Sparrowlark, Grey-backed Sparrowlark, Northern Black Korhaan, Rufous-naped Lark, African Pipit and Desert Cisticola. Dickenson's Kestrel, Amur Falcon\* and Red-necked Falcon are found along the perimeter of the marsh.

**Accommodation:** Letaka Tented Camp

**Activities:** Game Drives and Bushman Painting Walks

### ***Day 10: Central Chobe to Chobe River. 170km (5 hrs)***

On our final day on safari we will leave early to travel along the Chobe River arriving in Kasane where we will stop for a picnic lunch before taking an afternoon boat cruise to end the safari. As today is a long day we recommend either spending a night or two in Kasane at Chobe Safari Lodge or two nights in Livingstone at Taita Falcon Lodge or Victoria Falls at Ilala.

[For those transferring across to Zambia/Zimbabwe it is recommended that your transfer be organized to meet you at Kalahari Tours Offices at 15h30.](#)

**Habitat:** The habitat on today's drive takes us through the stunted mopane scrub of the Goha clay basin, across the sand-ridge and through the wonderful Zambezi teak woodlands of the Chobe Forest Reserve and along the Chobe

River itself. The Chobe floodplain is tens of kilometers wide and in years of exceptional rains the water stretches as far as the eye can see.

**Wildlife:** While there are community areas that we pass through that are settled by local tribes, for the vast majority of the day's drive we pass through wild country where wildlife moves un-inhibited by fences or man. Roan and sable antelope thrive in the teak woodlands where the low density of predators and lack of competition for food by other ungulates makes this prime habitat for these large ungulates. Leopard occur in these woodlands in low numbers but they are highly secretive and seldom seen. The Goha region has natural waterholes that hold water well into the dry season and herds of buffalo, Burchell's zebra, greater kudu and elephant come down to drink.

**Birding:** The most unusual species are to be found in the teak (*Baikia plurijuga*) woodlands. This broad-leafed woodland, or miombo as it is locally known, provides good pickings for insectivorous birds that favour canopy habitat. Grey Tit-Flycatcher, Ashy Flycatcher, Paradise Flycatcher, Pallid Flycatcher, Scarlet-chested Sunbird, Amethyst Sunbird, Yellow-throated Petronia, Red-headed Weaver and Violet-backed Starling are only some of the species that move around in the "bird parties" in the canopy. Dickenson's Kestrel, Red-necked Falcon, Peregrine Falcon\* and Lizard Buzzard are some of the raptors to keep an eye out for, while the diminutive White-faced Owl can often be seen roosting in the road-side vegetation. Flappet Lark, Fawn-coloured Lark, Dusky Lark\*, Olive-Tree Warbler\* and Neddicky are species more likely to be enjoyed by the birding enthusiast.

**Activities:** Game Drives & Chobe Boat Trip

\*We include an additional empty seat to allow for a small amount of excess baggage which will allow each guest an additional 7kgs to the standard 20kgs allowance on charter flight but please note that luggage must still be in soft sided bags. Should you require additional allowance, a further seat can be purchased at US\$ 194.00 allowing up to 40kgs excess luggage.

\*Denotes species of a migratory nature

**NOTE:** Although we make every effort to adhere to schedules and itineraries, these are subject to change subject to weather, roads, and animal movements and availability. You will be notified of any changes.

### **Photographic Kit List**

Do not feel obligated to buy a ton of expensive kit just to come on this trip. You will certainly benefit from a reasonable telephoto lens (preferably 300mm or more; a 100-400mm zoom gives you added flexibility) and a shorter wide-angle lens which can be used for landscapes. If you have additional equipment (e.g. a macro lens, a spare body, etc.) then please bring them along, but be aware that the maximum total luggage limit on the light aircraft is 20kg per person. The following is a list of useful but by no means essential items.

**Camera Bag** – A sturdy, soft backpack is ideal for these types of trips. Be prepared for plenty of dust, so make sure your bag can suitably protect your equipment. A rain cover can also be useful if you are coming at the beginning of the wet season.



### **Camera Body**

**Lenses** and extenders/converters

**Memory cards/film** – You can never have too many memory cards or film. If you are shooting digitally and have a multimedia photo viewer or laptop, then this can act as a back-up for your images and a useful editing tool in the field.

**Lens cleaning kit** (Gitzo blower, cloth and solution) – You will undoubtedly need this at some stage during the trip.

**Spare battery and charger** - There is an inverter in the safari vehicle but you will still need at least one spare battery for use while the other is charging. If you are bringing an extra body, then make sure you have enough batteries for both.


**Beanbag** - Letaka will supply beanbags on specially designed camera mounts to aid shooting from the vehicle.

**Tripod** - Your scope for using a tripod will be limited due to the restrictions upon when we are allowed to shoot outside the vehicle (there is not enough space to use a tripod inside the game-viewer) but if you are keen on landscapes or capturing the stars, then please bring one along.

**Monopod** – For heavy super-telephoto lenses, some people find it easier to shoot with a monopod rather than using the camera supports, especially if they are used to shooting with a monopod at home. This is certainly not an essential item, however.

**Filters** –UV filters can be useful for protecting your lenses. Polarisers can also help to saturate the sky. If you are serious about landscapes then a neutral density filter will help to darken skies resulting in a more uniform exposure.

**Flash** – An external flash can often help “fill-in” shadows during the day as well as allowing you to shoot in more overcast conditions.



### James Gifford:


Award winning photographer, James Gifford has always been an avid traveller. It was the continent of Africa and its wildlife that first captivated him from an early age, beckoning repeatedly until it could eventually be called home. He has now spent the last decade living in Botswana on the edge of the world-famous Okavango Delta, photographing wildlife for editorial features, running specialist photographic safaris and conducting commercial photographic and video shoots for luxury safari lodges.

In 2016 James won the wildlife photograph of the year award in Nature's Best Photography Africa competition, in addition to being a finalist in the Big Picture Natural World competition. His work has been published in numerous magazines including Africa

Geographic, BBC Wildlife, Geographical, Travel Africa and The Times. In 2010 he wrote and published the popular handbook, *Wildlife Photography in Botswana* and his images have also featured in a range of other publications from glossy coffee table books to ubiquitous best-selling guide books. He has spent the last two years working on his own large format book, titled *Savute: Botswana's Wildlife Kingdom*, which was published in May 2017.

James views photography as a powerful conservational tool – its instantaneous universal appeal and visual simplicity make it the perfect medium to illustrate the complex plight of Africa's diminishing wildlife and he regularly works in conjunction with a number of local research and community projects.

Whether teaching photography to local children or on safari workshops tailored towards keen photographers, his goal remains the same: to impart as much of his knowledge as possible and open people's eyes to the power of photography to influence the way we think about the world.



On safari, James's wealth of wildlife experience will ensure you are perfectly positioned in advance of the action. During the course of the workshop, you will cover all aspects of photography from the technical fundamentals to creative use of shutter speeds and light giving you the tools and the inspiration to capture unique images of the amazingly diverse array of wildlife you are sure to encounter.